



Acme Sanitary Ware Co. Ltd.

1/F, Acme Building, 22-28 Nanking Street, Kowloon, Hong Kong

Tel: 2388 7171 Fax: 2710 8012


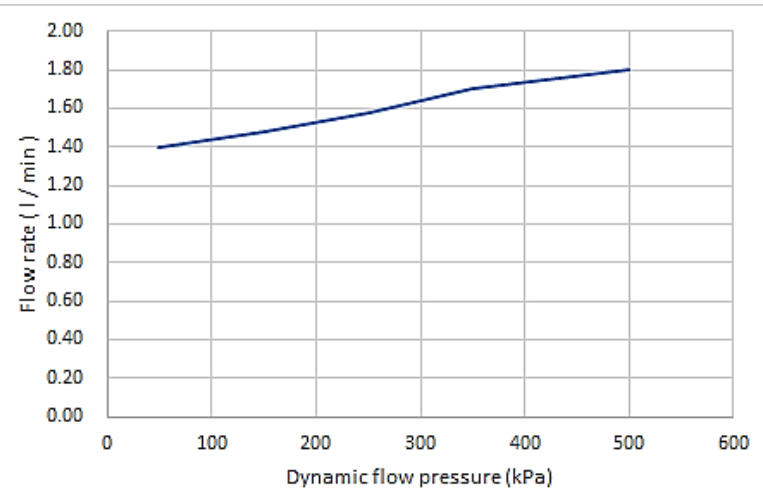
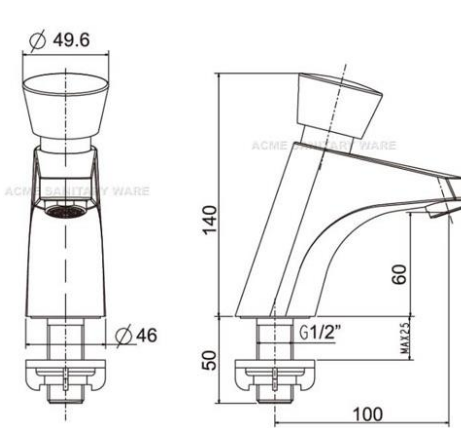
Email: acme@acmesanitary.com.hk

Website: www.acmesanitary.com.hk

American Standard

PROJECT		REF		REV	ITEM CODE	
LOCATION		DATE			PAGE	

SANITARY WARE SPECIFICATION SHEET

Item Descriptions	American Standard (PRC) Chrome plated self-closing tap; nominated flow rate 1.6 L/min in WELS Grade 1 ; Registration No. TM 18-0083	Illustration/ Drawing											
Dimensions	L100 x W46 x H140 mm												
Model	CF-4609.101.50 (Water tap) A5.9042.1 (Aerator)												
Finish	Chrome Plated												
Manufacturer	American Standard (PRC)												
Source	Acme Sanitary Ware Co. Ltd Mr. Eric Wong / Mr. Don Yuen												
Contact Tel/Fax	(852) 2388-7171 / (852) 2710-8012												
E-mail	acme@acmesanitary.com.hk												
Website	www.acmesanitary.com.hk												
													
<table><tr><td>Dynamic flow pressure (kPa)</td><td>50</td><td>150</td><td>250</td><td>350</td><td>500</td></tr><tr><td>Flow rate (l/min)</td><td>1.40</td><td>1.48</td><td>1.58</td><td>1.70</td><td>1.80</td></tr></table>			Dynamic flow pressure (kPa)	50	150	250	350	500	Flow rate (l/min)	1.40	1.48	1.58	1.70
Dynamic flow pressure (kPa)	50	150	250	350	500								
Flow rate (l/min)	1.40	1.48	1.58	1.70	1.80								

Note: Same product but different model no: WF-4609.101.50 / FFAS4609-101500BC0

* All information of the above is for the reference only. No prior notice is made if any changes.

註冊號碼 (Registration No.): TN 18-0083



自願參與用水效益標籤計劃 - 水龍頭
Voluntary Water Efficiency Labelling Scheme - Water Taps



茲證明
This is to certify that

將下列水龍頭在本計劃內註冊：
has registered the following water tap under this scheme :

牌 子 / Brand	:	American Standard
型 號 / Model	:	CF-4609.101.50 + A5.9042.1
種 類 / Type	:	Non-mixing
原產地 / Country or Region Origin	:	China

在用水效益標籤上展示的標誌 <i>Symbolic Presentation on the Water Efficiency Label</i>	:		滴水點 <i>Water droplet(s)</i>
用水效益級別 <i>Water Efficiency Grade</i>	:	1	
耗水量 <i>Water Consumption</i>	:	1.6	公升/分鐘 <i>litres/minute</i>

簽發日期 : 7 December 2018
Date of Issue :



水務署
Water Supplies Department



水務署署長(黃恩諾代行)
for Director of Water Supplies



水務署
Water Supplies Department



七號入境事務大樓 48 樓
7 Gloucester Road, Wan Chai, Hong Kong

本署檔號
Our ref.
來函檔號
Your ref.

1/2023 T/J(1137/2023)

電話
Tel.
傳真
Fax. : 2824 0578

20 December 2023



Approval of "AMERICAN STANDARD" Self Closing Tap (General Acceptance No. C20230939)

Your E-Application [file-id: ETJ-GA-20231027-157] dated 9 November 2023 and subsequent submission received by this department on 28 November 2023 refer.

Having considered the test report ref. 221004PC220499 issued on 18 October 2023 by Fugro Technical Services Limited, this Authority accepts that the fitting described below complies with, and its use when correctly installed does not contravene, the Waterworks Ordinance and Regulations.

Name of Manufacturer: Jiangmen LIXIL AS Sanitary Fitting Manufacturing Co Ltd

Country of Origin: the Mainland of China

Brand: American Standard

Details of Fitting: 1/2" Deck mounted self closing tap

Model: FFAS4609-101XXXBC0
(where "XXX" denotes the code of colour)

Body Markings: *American Standard*



Expiry Date: 23 March 2028

This Authority hereby permits the use of the above fitting in fresh water plumbing systems subject to full adherence to Waterworks installation requirements.

A condition of this acceptance is that the fitting to be installed shall be replicas of the sample as certified by the testing agent mentioned above and without modifications. This acceptance may be withdrawn at any time if the standard of the fitting installed fails to meet that of the approved sample or if the fitting is found to be unsuitable for use in fresh water plumbing systems.

This acceptance is only applicable to the main body of the fitting, unless otherwise specified.

For the use of the fitting in any project, the General Acceptance Number of this letter must be quoted as a means of identification of acceptance of the fitting by this Authority.

Should you have any enquiries, please contact our Engineer Mr Albert CHOW at tel. no. 3583 4086.

Yours faithfully,



(Terry KUNG)

for Director of Water Supplies

Encl.

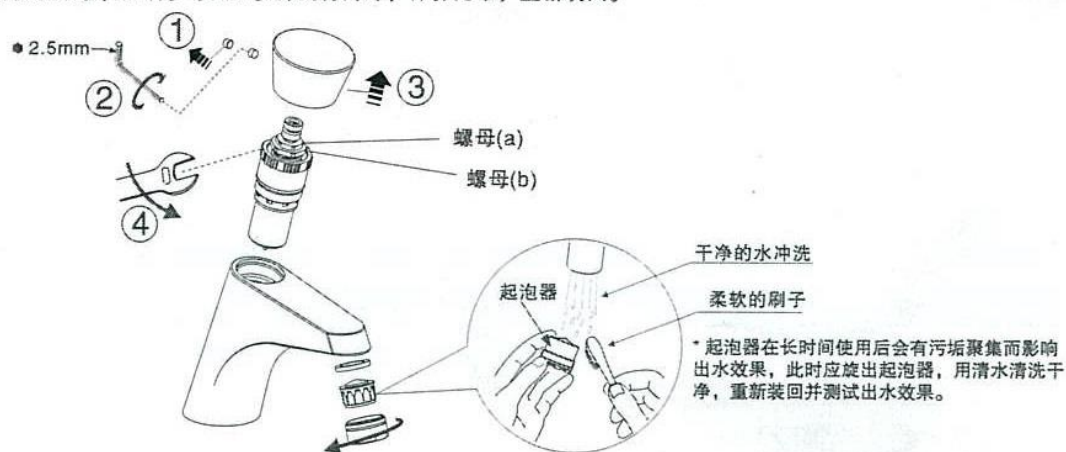
c.c. WSD 3321/1/82] - without catalogue
 ME/MC] - with soft copy only

一般故障排除指南

故障	检查点	内 容	处理办法
流量小	起泡器	检查是否有杂质	清除杂质
	供水阀	检查供水阀是否开得太小	开大供水阀
	软管	检查软管是否扭曲	展开软管
漏水	阀芯	检查阀芯是否被松开	紧固好阀芯
	各连接处	检查连接处是否未加垫片或垫片已损坏	加装垫片或更换新的垫片
不正常水温	供水阀	检查供水阀是否开得太小	开大供水阀
	供水管路	检查进水管是否连接正确	正确连接冷热供水管

维护与保养

* 用户在使用长时间后，水嘴会有堵塞或零件损坏的现象，这会影响水嘴的出水效果，如要更换零件或清洗水嘴内腔：先关闭供水系统，然后参考图示步骤进行拆卸，保养完毕，重新装回。

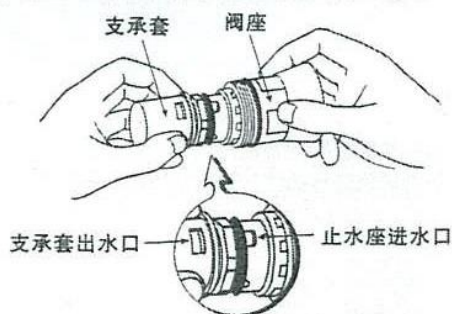


* 调整出水量

- 关闭进水阀。
- 用扳手旋出阀座，拔下支承套。先选定止水座上有一个进水口的位置，将支承套上的进水口对准选定的止水阀进水口，然后将支承套推进展止水座(使两孔相叠)即可(见图)。注意：所选定止水座的进水口越大，则出水量越大。(当出水量发生变化后，出水时间也会产生相应变化)

* 调整出水时间

- 用六方扳手将把手盖取下，松开螺钉，取下把手。
- 把顶部扁螺母(a)松开。调整底下扁螺母(b)的位置，即扁螺母往下旋为缩短出水时间，反之为延长出水时间。
- 把位置调整好以后，将两个扁螺母并紧；最后装回把手、螺钉及把手盖。



* 保养

- 在供水杂质较多的地方，使用长时间以后可能会出现杂质积结现象，势必影响功能的正常发挥，此时应按以下步骤进行清洁：
- 关闭进水阀。
 - 取出进水管与牙管连接处的过滤网垫，用清水清洗后重新安装好。